

## **Highways Performance Dashboard**

Report of the Chief Officer for Highways, Infrastructure Development and Waste

### **1. Introduction**

One of the recommendations of the Planned & Reactive Maintenance: Potholes & Drainage Task Group was for Members to be provided with a dashboard that gives an overview of the performance of Devon Highways.

In response to this recommendation this report has been produced that provides the following information;

- Current status of carriageway defects (potholes);
- Performance of the cyclical drainage cleaning programme and
- Overview of the delivery of programmed maintenance.

It is hoped that in the future this information can be provided electronically and effectively 'live'.

### **2. Carriageway Defects**

The report in Appendix A provides data on the number of pothole repairs that have been carried out in during a recent 5-week period broken down into areas. In addition, the current number of known pothole repairs in each area for the following 4-weeks is provided, plus a map showing location. Also included for clarity is a graph of the last 3 years quantity of defects..

### **3. Drainage Cleaning Performance**

Details of the Contractor's performance with respect to the delivery of the cyclical drainage cleaning programme has been provided in Appendix B. The information provided gives an overview of the number of assets cleaned against the planned number.

### **4. Delivery of Programmed Maintenance**

In order to give members an overview of the progress of the delivery of the programmed maintenance works a series of graphs have been provided in Appendix C. These graphs are for delivery through the Devon Highways contract only. The graphs include;

- Total budget;
- Profile – the idealised spend profile across the year;
- Commitment – the value of work ordered to date;
- Total Spend – the value of work carried out to date (not the value of work actually billed or paid).

Meg Booth  
Chief Officer for Highways, Infrastructure Development and Waste

## **Electoral Divisions: All**

Cabinet Member for Highway Management: Councillor Stuart Hughes

Local Government Act 1972: List of Background Papers

Contact for enquiries: Rob Richards

Room No. Lucombe House, County Hall, Exeter. EX2 4QD

Tel No: (01392) 383000

Background Paper	Date	File Reference
------------------	------	----------------

Nil

rr060319cirssc Highways Performance Dashboard  
hk 05 140319

## Carriageway Defects

Area	Wk05 Jan 19	Wk06 Feb 19	Wk07 Feb 19	Wk08 Feb 19	Wk09 Feb 19	Total
West	262	366	552	720	458	<b>2358</b>
South	348	407	359	379	296	<b>1789</b>
East	224	448	316	270	310	<b>1568</b>
North	81	175	305	199	238	<b>998</b>
Misc		1			1	<b>2</b>
<b>Total</b>	<b>915</b>	<b>1397</b>	<b>1532</b>	<b>1568</b>	<b>1303</b>	<b>6715</b>

Figure 1 Total number of carriageway defect repairs completed during a 5-week period by Area

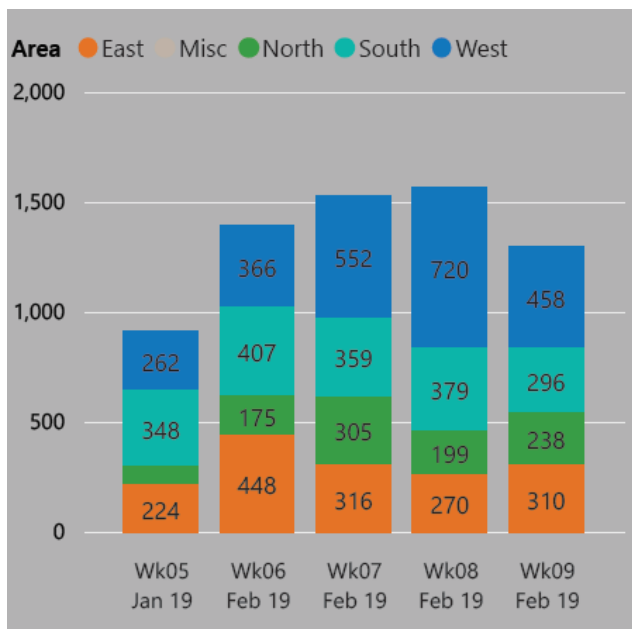


Figure 2 Carriageway Defect repairs completed during a 5-week period by Area

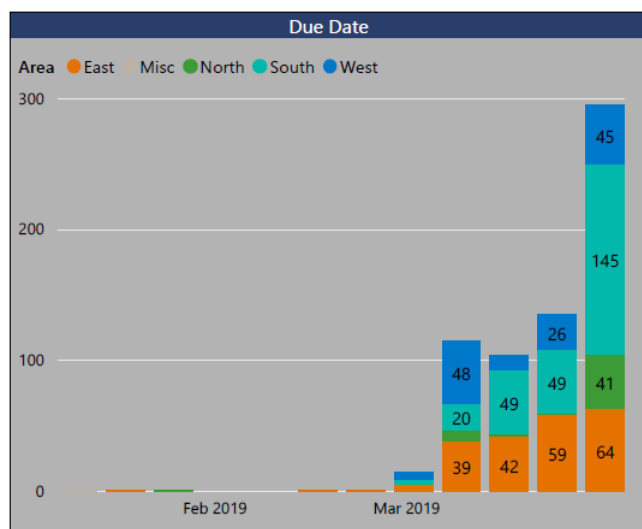


Figure 3 Carriageway defect repairs due in the following 4-weeks by Area

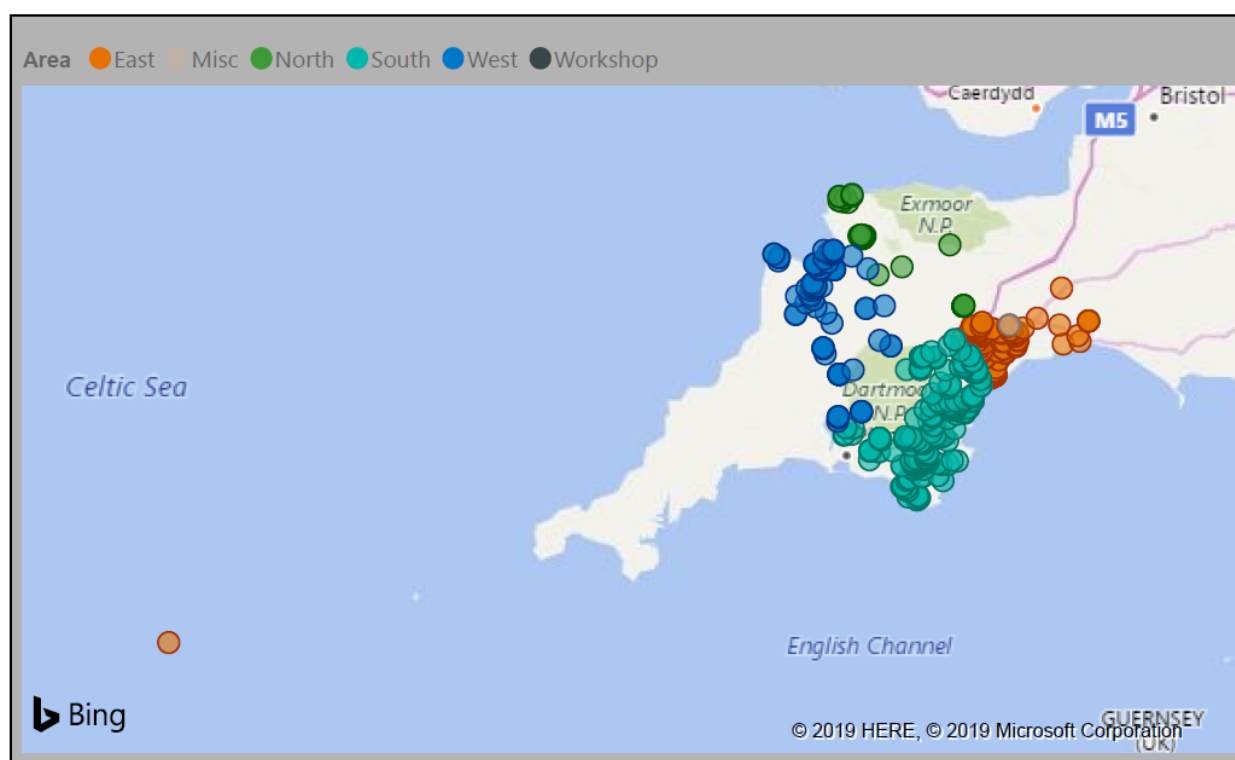
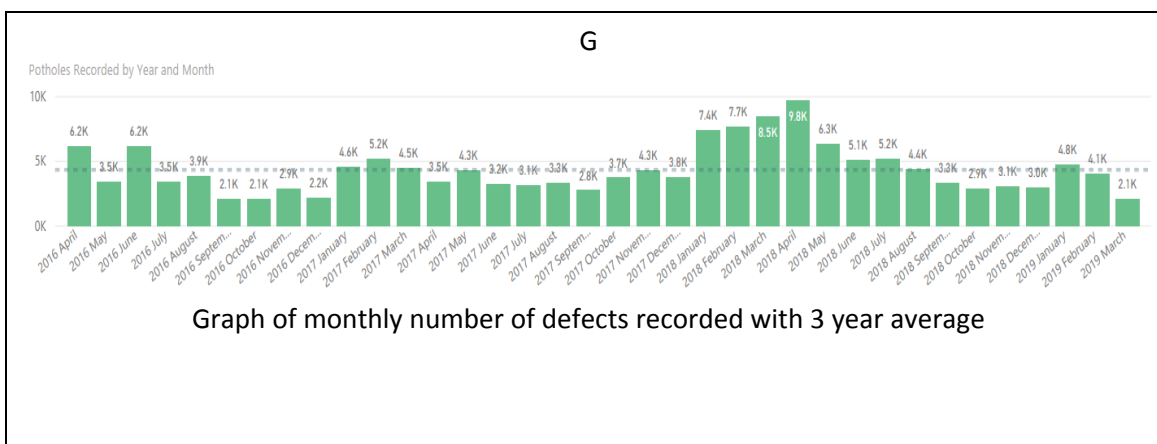


Figure 4 Carriageway defect repairs due in the following 4-weeks by Area



Graph of monthly number of defects recorded with 3 year average

Figure 5  
Number of

*carriageway safety defects recorded by month*

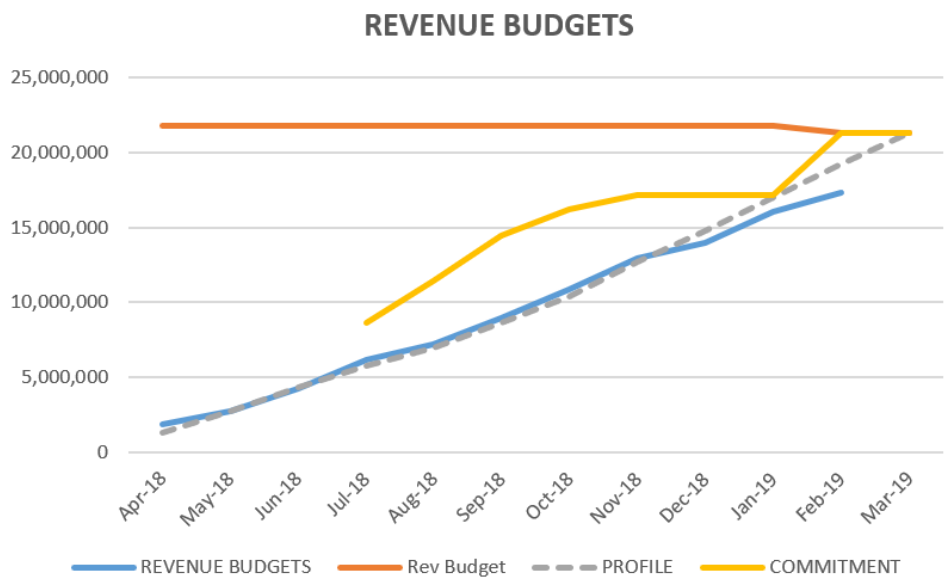
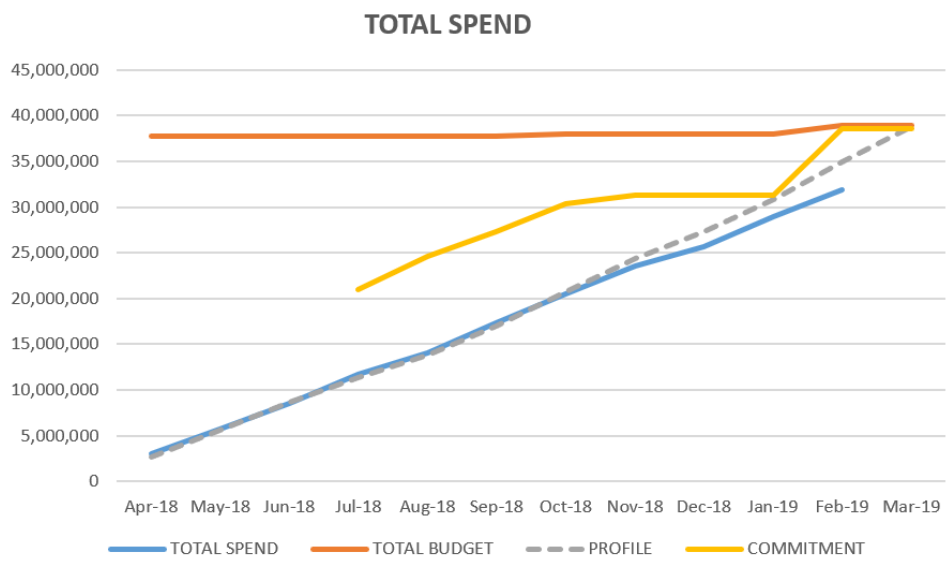
**Gully emptying**

Current completion 92%

As at 03/02/2019

		Programmed	Gullies Attended	Left to Attend
Honiton	98%	24,750	24,321	429
Exeter & Mid	96%	31,822	30,688	1,134
Rydon	87%	22,422	19,590	2,832
Ivybridge	81%	16,487	13,291	3,196
Okehampton	85%	15,226	12,981	2,245
Torrington	100%	12,651	13,893	0
South Molton	100%	23,633	24,911	0
		<b>146,991</b>	<b>139,675</b>	<b>9,836</b>

Financial Overview



## CAPITAL BUDGETS

